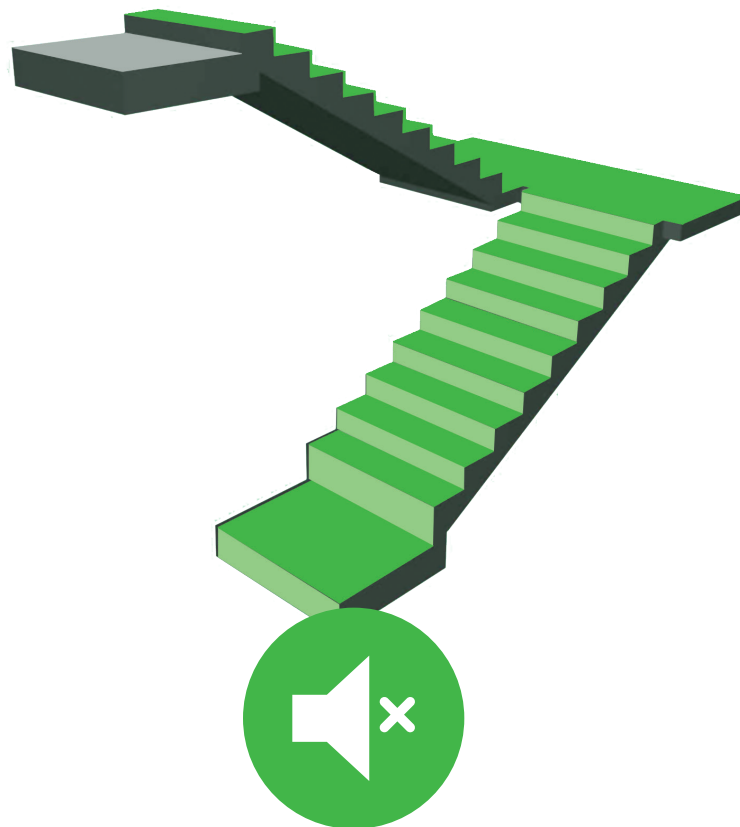




PIANO ZERO STAIRS®

direct application of ceramic flooring and wood
on acoustic mats dBred F or F-C series



DBRED

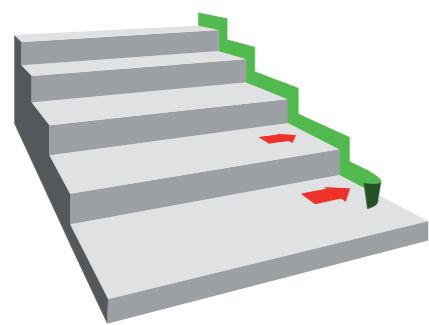
Noise Reduction Division

PIANO ZERO STAIRS®

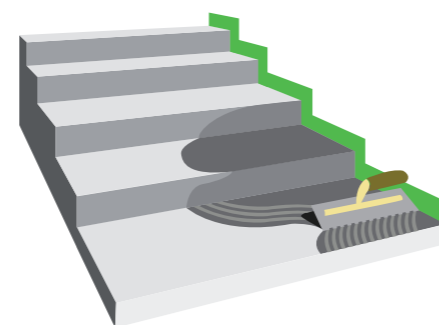
direct application of ceramic flooring and wood
on acoustic mats dBred F or F-C series

Impact noise reduction system through the direct application of ceramic or wood on dBred mats. It can be realized in small thickness, on cement-based surfaces or existing flooring. It is particularly suitable for renovation works and structural transmittance reduction on stairs. The entire cycle needs of cementitious glue for flooring (consult Piano Zero dBred technical data sheet).

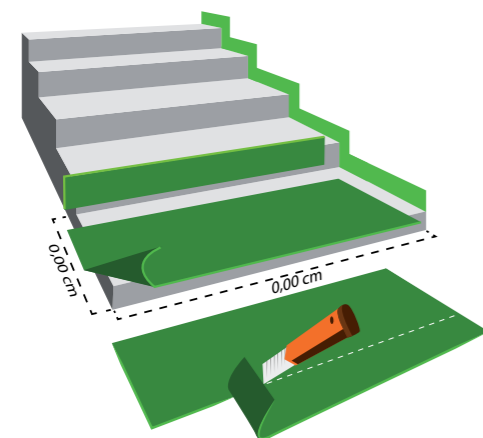
NB: The stairs must have a suitable finishing for the application of ceramic flooring.




STEP 1.
Apply the adhesive polyethylene perimeter strip dBred LF5.
NB. Do not use "L" strips.



STEP 3.
Apply the glue using a toothed putty knife 6/8 mm according to the surface planarity.



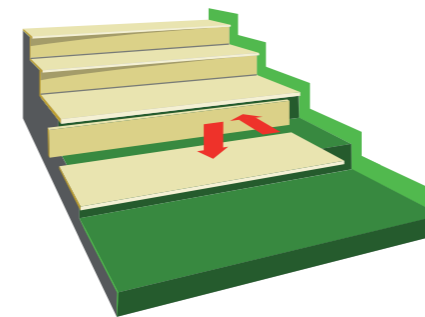
STEP 2.
Cut the mat.



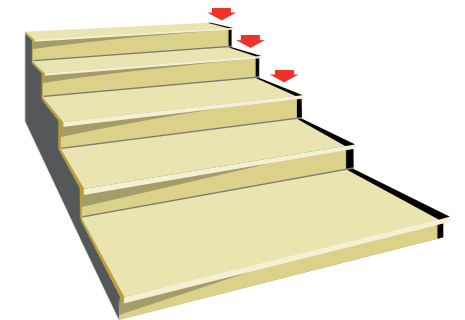
STEP 4.
Lay dBred F or F-C mat.
Use the roller for a perfect adhesion between the board and the glue. On vertical parts press with the putty knife. Wait for the glue adhesion.

PIANO ZERO STAIRS®


direct application of ceramic flooring and wood
on acoustic mats dBred F or F-C series



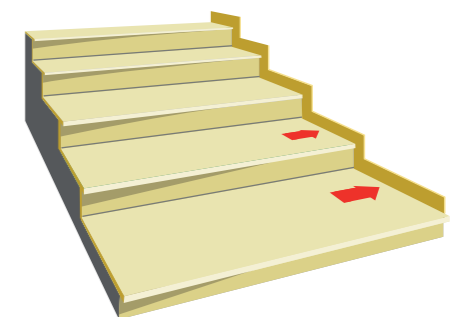
STEP 5.
Apply the ceramic flooring with grout lines of different width according to the flooring format. It is suggested to use lines of at least 3 mm for tiles with dimensions of at least 60 cm and a surface not larger than 20 m²; lines of at least 5 mm for tiles with the biggest side of 60 cm and/or surface over 20 m². Plaster the lines of the ceramic flooring (traditional method).



STEP 7.
Apply the adhesive seal D-Stick above which lay the skirtboard.



STEP 6.
Remove the excessive strip.



STEP 8.
Apply the skirtboard.

EDILTECO, AN INTERNATIONAL SUCCESS

italy . france . benelux



LEGEND

- Edilteco Group
- Partners
- Distributors



360° Insulation

Edilteco S.p.A. Via dell'Industria, 710 . 41038 San Felice sul Panaro (MO) Italy . Ph. +39 0535 82161 . Fax +39 0535 82970
www.edilteco.com | info@edilteco.com



▶ Consult our technical and application videos on the Edilteco YouTube Channel . www.youtube.com/user/EDILTECOvideo



Edilteco is associated with:



COMPANY WITH
 QUALITY SYSTEM
 CERTIFIED BY DNV GL
 = ISO 9001 =